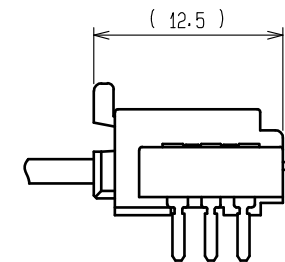
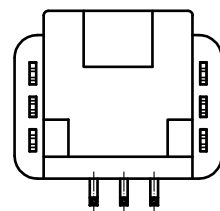
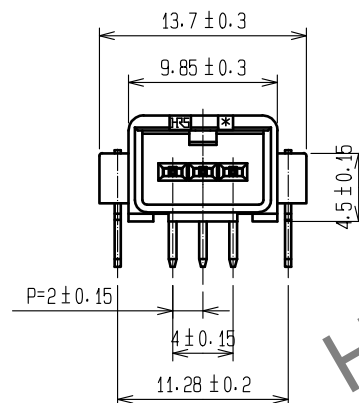
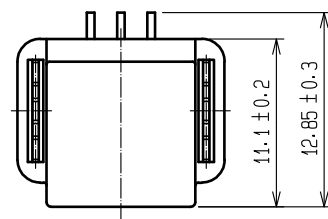
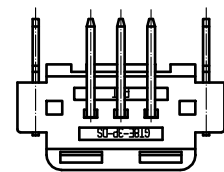
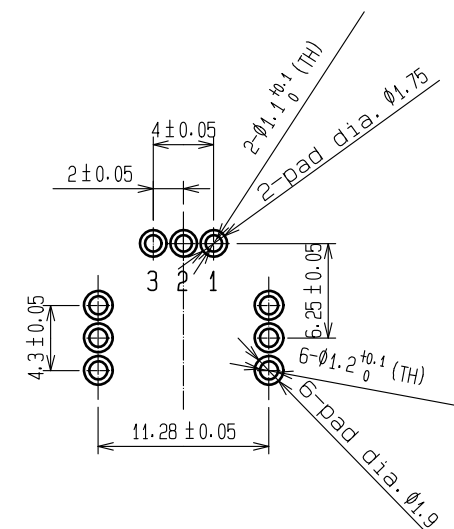


May.1.2024 Copyright 2024 HIROSE ELECTRIC CO., LTD. All Rights Reserved.
In case of consideration for using Automotive equipment / device which demand high reliability, kindly contact our sales window correspondents.

ELV. RoHS compliant



MATED CONNECTORS



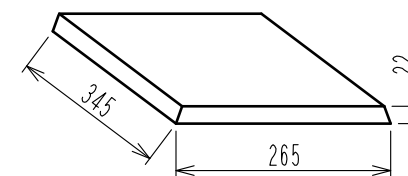
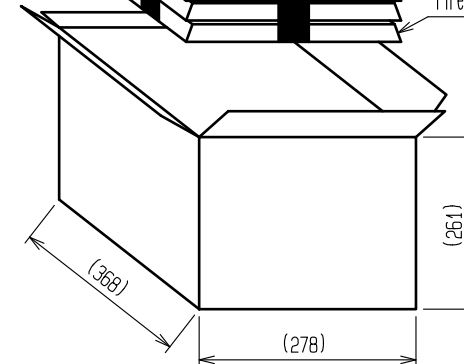
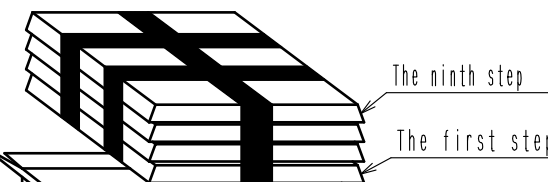
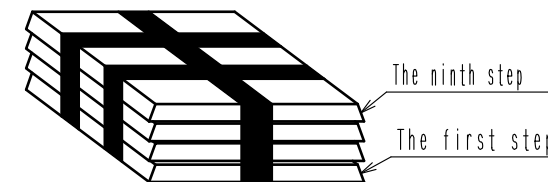
RECOMMENDED PC BOARD PATTERN
(CONNECTOR SIDE)
AND PIN NO.

Drawing for packing

NOTE1. Nine trays(A,B) to be piled in turn.
Top(the ninth step) is an empty tray.
(One tray includes 184 pcs of products.
One bundle:184×8=1472)

NOTE2. One box includes 2944 pcs.(1472×2=2944)

NOTE3. The size of the tray see below.



2	BRASS	TIN PLATING							
1	PBT	BLACK				3	BRASS	TIN PLATING	
NO.	MATERIAL	FINISH .	REMARKS	NO.	MATERIAL	FINISH .	REMARKS		
UNITS mm		SCALE 2 : 1	COUNT 	DESCRIPTION OF REVISIONS			DESIGNED	CHECKED	DATE
HIROSE ELECTRIC CO., LTD.		APPROVED	HH. TSUKUMO	20200321	DRAWING NO.		EDC-166758-55-00		
		CHECKED	HH. TSUKUMO	20200321	PART NO.		GT8E-3P-DS(55)		
		DESIGNED	DONGCHAN KIM	20200320	CODE NO.		CL758-0057-2-55		
		DRAWN	YK. MITSUISHI	20200310					