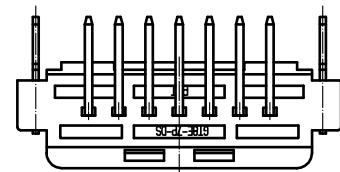
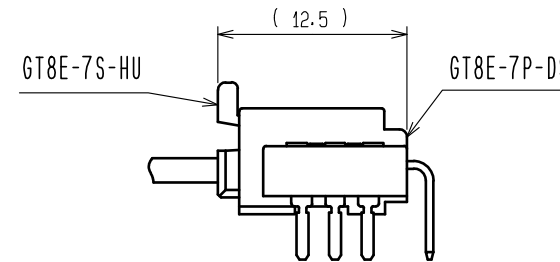
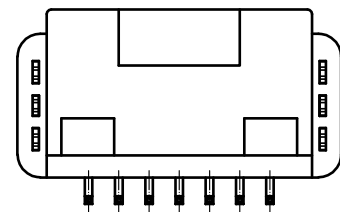
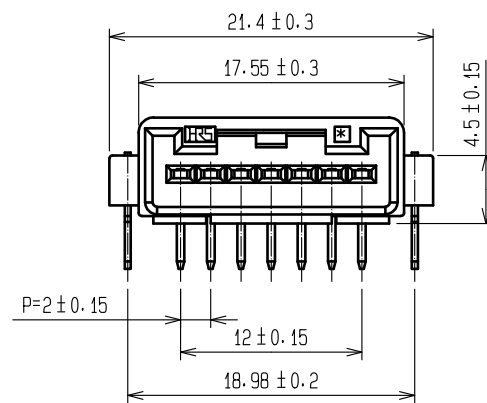
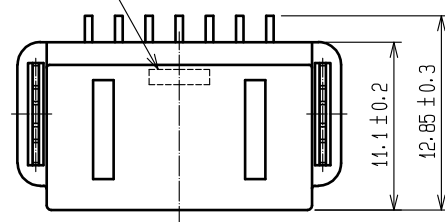


May.1.2024 Copyright 2024 HIROSE ELECTRIC CO., LTD. All Rights Reserved.
In case of consideration for using Automotive equipment / device which demand high reliability, kindly contact our sales window correspondents.

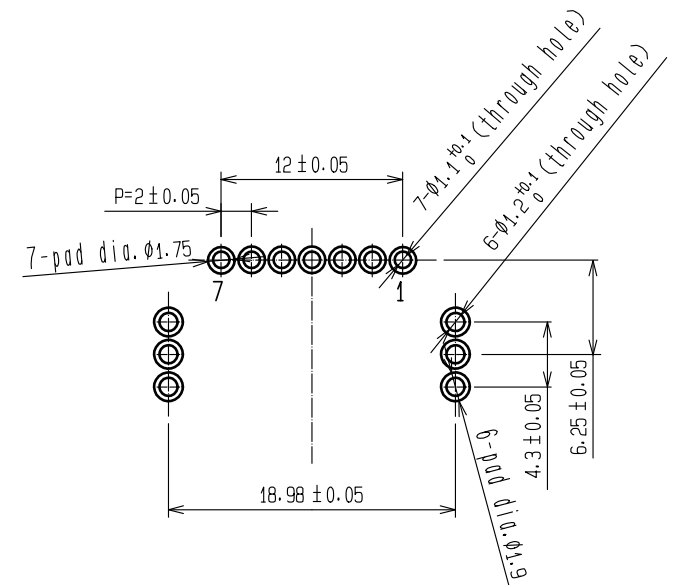
ELV. RoHS COMPLIANT



LOT No.



MATED CONNECTORS



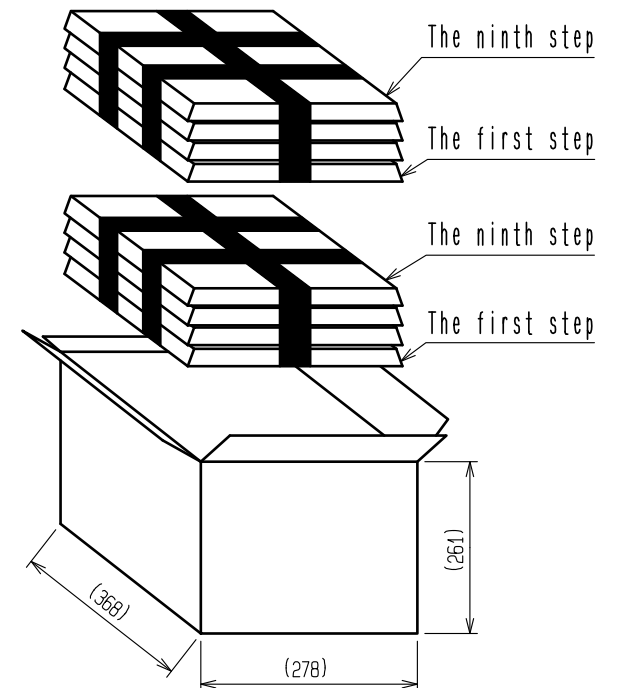
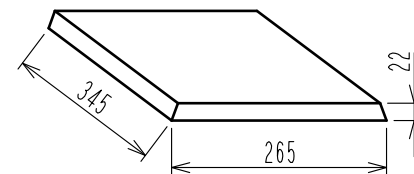
RECOMMENDED PC BOARD PATTERN
(CONNECTOR SIDE)
AND PIN No.

Drawing for packing.

Note1. Eight trays(A,B) to be piled in turn.
Top(the ninth step) is an empty tray.
(One tray includes 120 pcs of products.
One bundle: 120×8=960 pcs.)

Note2. One K-1 box includes 1920 pcs.(960×2=1920)

Note3. The size of the tray see below.



2	BRASS	TIN PLATING			
1	PBT	BLACK	3	BRASS	TIN PLATING
NO.	MATERIAL	FINISH . REMARKS	NO.	MATERIAL	FINISH . REMARKS
UNITS mm		SCALE 2 : 1	COUNT 	DESCRIPTION OF REVISIONS	DESIGNED
					CHECKED
					DATE
HIROSE ELECTRIC CO., LTD.		APPROVED : HH. TSUKUMO	20200321	DRAWING NO.	EDC-166760-55-00
		CHECKED : HH. TSUKUMO	20200321	PART NO.	GT8E-7P-DS(55)
		DESIGNED : DONGCHAN KIM	20200320	CODE NO.	CL758-0059-8-55
		DRAWN : YK. MITSUISHI	20200310		