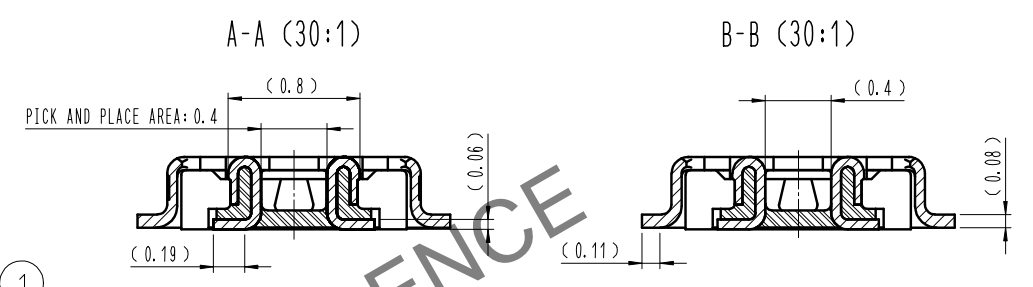
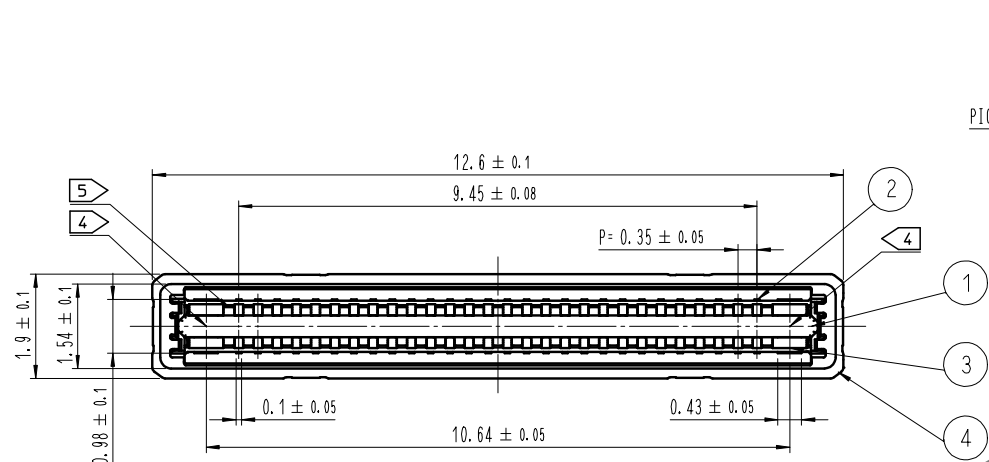

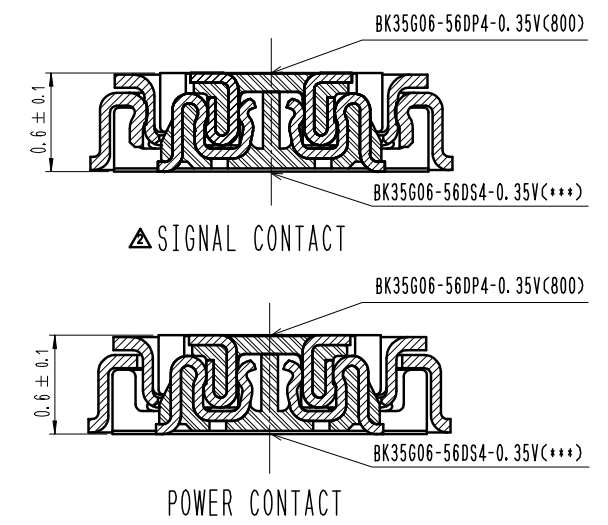


Apr.1.2024 Copyright 2024 HIROSE ELECTRIC CO., LTD. All Rights Reserved.
 use of consideration for using Automotive equipment / device which demand high reliability, kindly contact our sales window correspond

COUNT	DESCRIPTION OF REVISIONS	B	Y	CHKD	DATE	COUNT	DESCRIPTION OF REVISIONS	B	Y	CHKD	DATE
4	RE-6-2936			YJM	JHW	22.11.10					
7	RE-6-3066			YJM	JHW	23.02.23					
2	RE-6-3103			YJM	JHW	23.03.24					



ENGAGEMENT FIGURE (30:1)



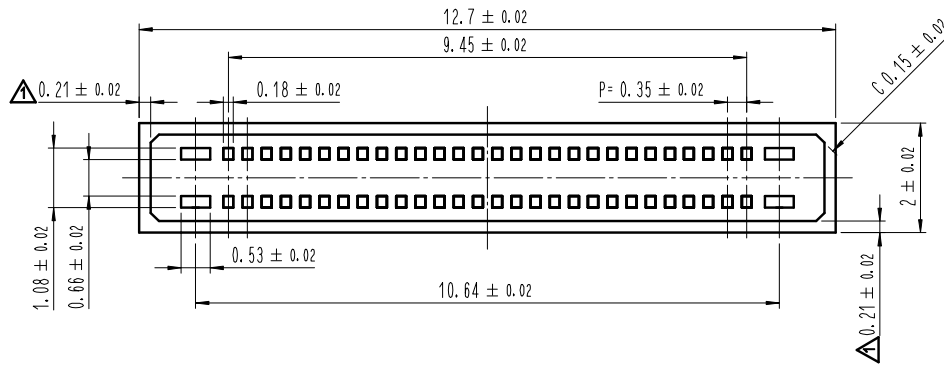
- NOTE
- 1. ALL LEAD CO-PLANARITY SHALL BE 0.08mm MAX.
 - 2. CONTACT PLATING SPECIFICATIONS
 CONTACT AREA : GOLD 0.05 μm MIN
 SMT LEAD : GOLD 0.05 μm MIN
 (NO GOLD PLATING IS ACCEPTABLE EXCEPT CONTACT POINTS AND SMT LEADS)
 UNDERPLATING : NICKEL 1 μm MIN
 (SURFACE : SEALING)
 - 3. OUTER SHIELD PLATING SPECIFICATIONS
 SMT LEAD : GOLD 0.03 μm MIN
 UNDERPLATING : NICKEL 1 μm MIN
 (SURFACE : SEALING)
 - 4. HRS MARK AND CAV NO. ARE INDICATED IN APPROX POSITION SHOWN.
 - 5. A PART OF THE WALL COULD BE NOTCHED

DRAWING FOR REFERENCE
 This is subject to change without notice

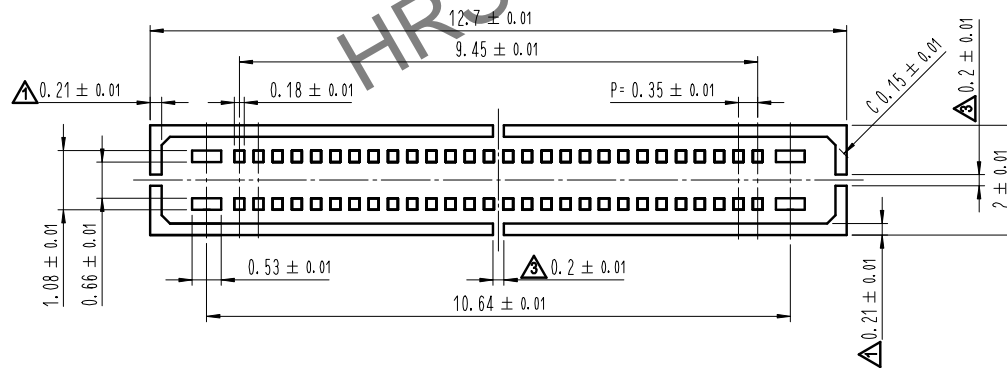
4	COPPER ALLOY	3							
3	COPPER ALLOY	2			7	PS		BLACK (PLASTIC REEL)	
2	COPPER ALLOY	2			6	POLYESTER		CLEAR (COVER TAPE)	
1	LCP	UL94 V-0, BLACK			5	PS		(EMBOSSED CARRIER TAPE)	
NO.	MATERIAL	FINISH	REMARKS	NO.	MATERIAL	FINISH	REMARKS		
REMARKS				DRAWN	DESIGNED	CHECKED	APPROVED	RELEASED	
				S. G. PARK	S. G. PARK	H. W. JO	H. W. JO	22.06.14	
				22.06.14	22.06.14	22.06.14	22.06.14	22.06.14	
CODE NO. (OLD)	DRAWING NO. ΔEDC3-633711-80			PART NO.		BK35606-56DP4-0.35V(800)			
SCALE	20:1			CODE NO.		ΔCL 6695-0001-0-800			
UNITS	HRS HIROSE KOREA CO., LTD.								

Apr.1.2024 Copyright 2024 HIROSE ELECTRIC CO., LTD. All Rights Reserved.
 use of consideration for using Automotive equipment / device which demand high reliability, kindly contact our sales window correspond

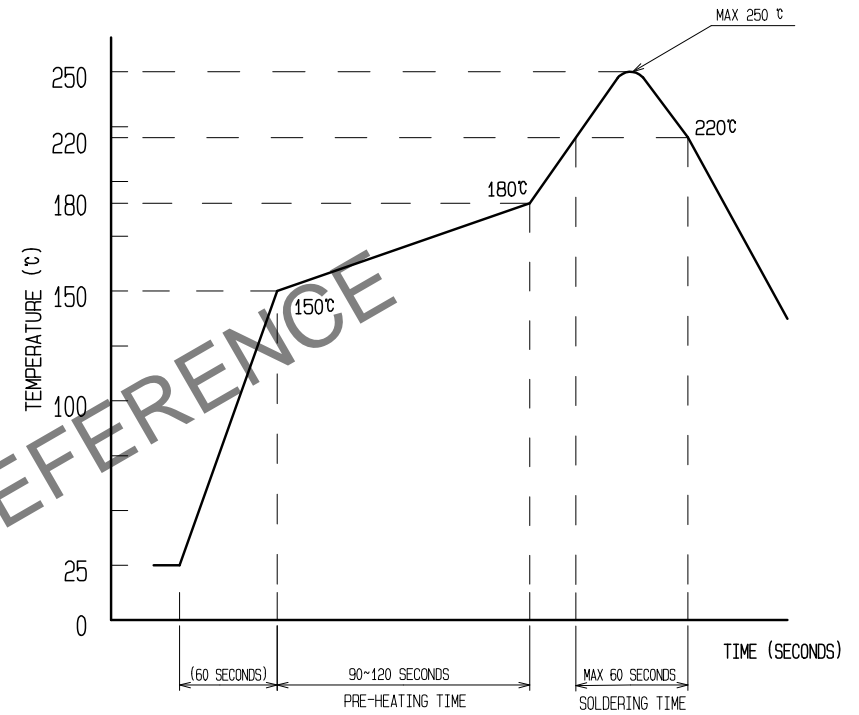
7 **RECOMMENDED PCB LAYOUT**



RECOMMENDED METAL MASK DIMENSIONS
 METAL MASK THICKNESS : 80 μm



6 **RECOMMENDED REFLOW TEMPERATURE PROFILE USING LEAD-FREE SOLDER PASTE.**



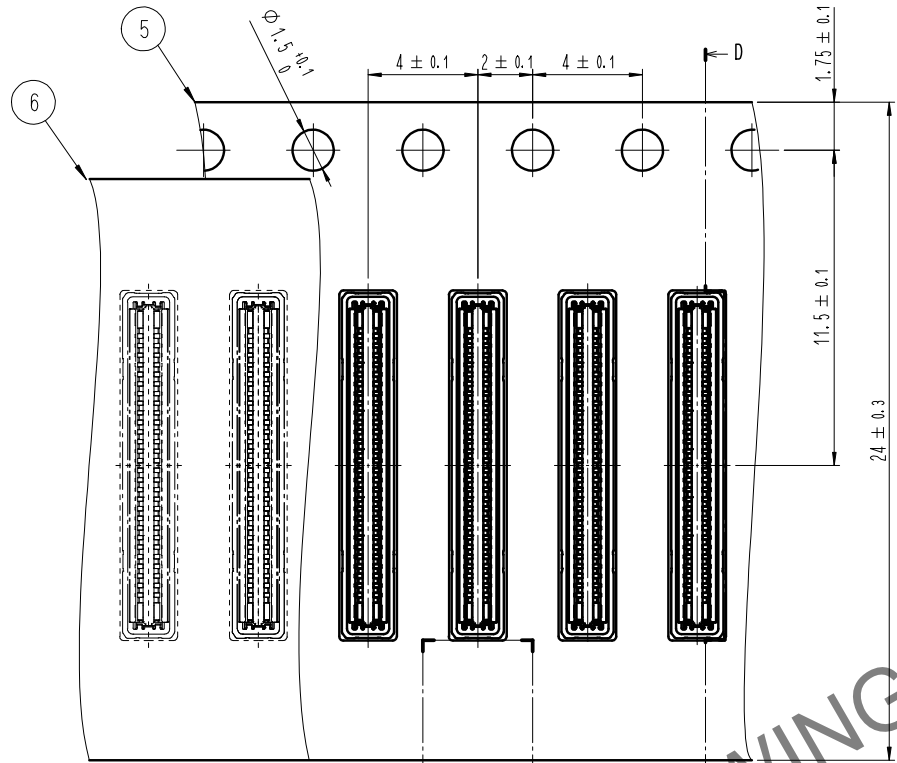
REFLOW METHOD : N₂ REFLOW
 NUMBER OF REFLOW CYCLES : 2 CYCLES MAX.
 1) REFLOW TIME
 DURATION ABOVE 220°C, 60 SEC MAX.
 (PEAK TEMPERATURE : 250°C MAX)
 2) PRE-HEAT TIME
 PRE-HEAT TEMPERATURE(MIN): 150°C
 PRE-HEAT TEMPERATURE(MAX): 180°C
 PRE-HEAT TIME: 90-120 SEC.

- 6 THIS TEMPERATURE PROFILE IS PER THE CONDITIONS SHOWN ABOVE. ADDITIONAL FACTORS SUCH AS SOLDER PASTE TYPE, PCB SIZE AND OTHER MOUNTED COMPONENTS COULD AFFECT THE PROFILE. THEREFORE, A THOROUGH EVALUATION OF MOUNTING CONDITION IS REQUIRED PRIOR TO PRODUCTION. TEMPERATURE IS MEASURED AT CONTACT LEAD.
- 7 PLEASE CONTACT US IN CASE YOU WILL MAKE DIFFERENT SETTINGS FROM OUR RECOMMENDATION.
- 8 THIS PRODUCT SATISFIES HALOGEN FREE REQUIREMENTS DEFINED AS 900ppm MAXIMUM CHLORINE, 900ppm MAXIMUM BROMINE, AND 1500ppm MAXIMUM TOTAL OF CHLORINE AND BROMINE.
- 9 THIS PRODUCT COMPLY WITH RoHS.

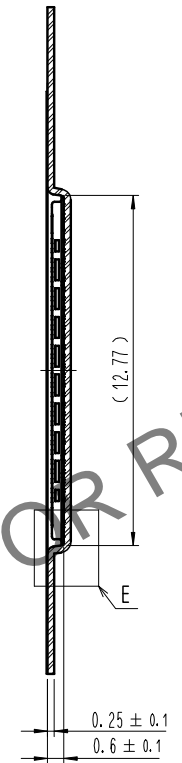
	DRAWING NO. Δ EDC3-633711-80	PART NO. BK35G06-56DP4-0.35V(800)
	SCALE 10:1	CODE NO. Δ CL 6695-0001-0-800
UNITS	HRS HIROSE KOREA CO., LTD.	2/3

Apr.1.2024 Copyright 2024 HIROSE ELECTRIC CO., LTD. All Rights Reserved.
 use of consideration for using Automotive equipment / device which demand high reliability, kindly contact our sales window correspond

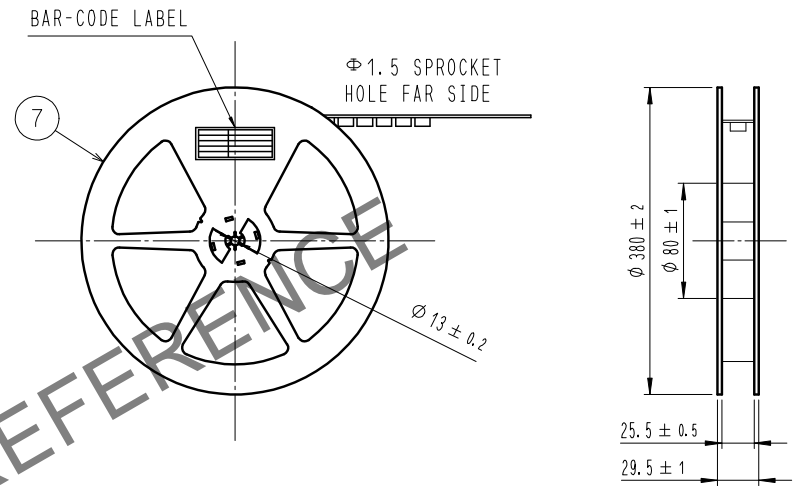
EMBOSSED CARRIER TAPE PACKAGING (5:1)



D-D (5:1)



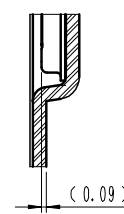
STYLE AND DIMENSION OF REEL (FREE)



C-C (5:1)

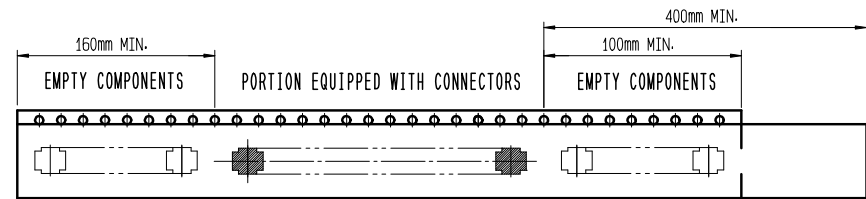


E (10:1)



DETAIL OF PART No. LABEL

SUPPLIER	
QUANTITY	
PART NO.	
CODE NO.	
DATE OF MANUFACTURED	
生産月日	年 月 日
図番	** ** *
品名	BK35G06-56DP4-0.35V(800)
納入数量	20,000個
納入者	HIROSE KOREA



12 TAPING(FREE)

10 . PER REEL 20,000 CONNECTORS.
 11 . THE DIMENSIONS IN PARENTHESES ARE FOR REFERENCE.
 12 > REFER TO JIS C 0806, IEC-60286-3 (PACKAGING OF COMPONENTS FOR AUTOMATIC HANDLING)

DRAWING NO. Δ EDC3-633711-80	PART NO. BK35G06-56DP4-0.35V(800)	SCALE 10:1	UNITS	HRS HIROSE KOREA CO., LTD.	CODE NO. Δ CL 6695-0001-0-800	3/3