

May.1.2024 Copyright 2024 HIROSE ELECTRIC CO., LTD. All Rights Reserved.
In case of consideration for using Automotive equipment / device which demand high reliability, kindly contact our sales window correspondents.

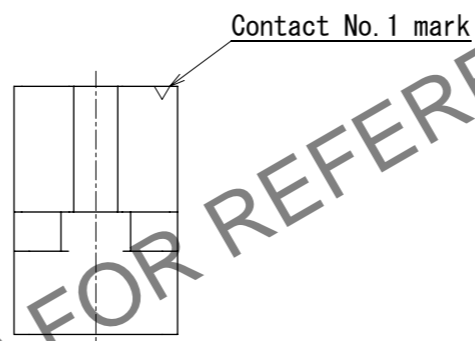
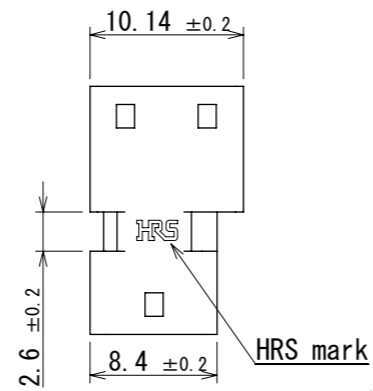
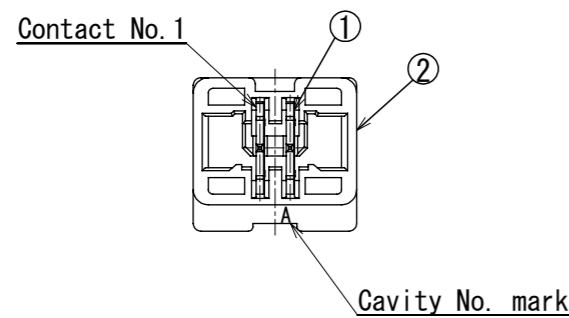
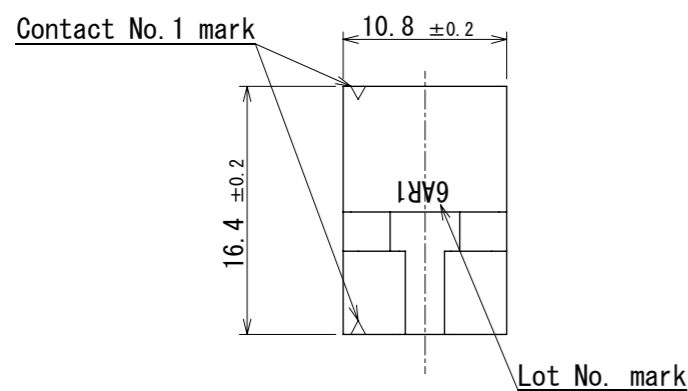
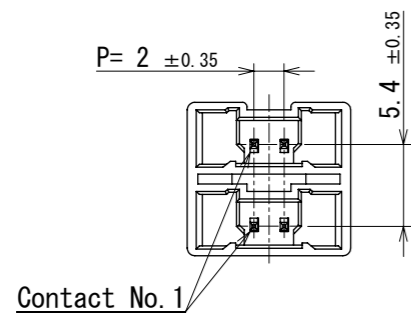
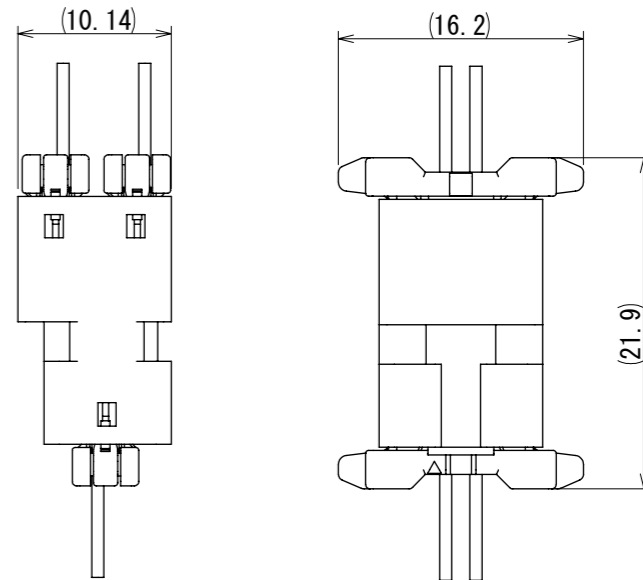


Diagram of mating state



HRS DRAWING FOR REFERENCE

- Note
- 100 pieces per pack.
 - Refer to the technical specification (ETAP-H1160-00) for packing condition.
 - Minor scratches may be present, but do not affect functionality.
 - () are reference dimensions.
 - Please make sure that it works properly within your application when you use it.
 - Refer to the insertion/extraction procedure manual (ETAD-H0847-00) when handling this product.
 - UL (File No. E52653) 、
C-UL (File No. E52653) authorization article.



1	Brass	Surface : Gold plating 0.2μm MIN Base : Nickel plating 0.5μm to 1.5μm	2	PBT	UL94V-0, BLACK		
NO.	MATERIAL	FINISH , REMARKS	NO.	MATERIAL	FINISH , REMARKS		
UNITS mm		SCALE 2:1	COUNT	DESCRIPTION OF REVISIONS	DESIGNED	CHECKED	DATE
HIROSE ELECTRIC CO., LTD.	APPROVED : SJ. OKAMURA	2023. 05. 26	DRAWING NO. EDC-401455-00-00				
	CHECKED : TT. OHSAKO	2023. 05. 26	PART NO. DF51B-2EP-2A				
	DESIGNED : SN. MIWA	2023. 05. 25	CODE NO. CL0543-5133-0-00				
	DRAWN : SN. MIWA	2023. 05. 25					