


Mar.1.2026 Copyright 2026 HIROSE ELECTRIC CO., LTD. All Rights Reserved.
In case of consideration for using Automotive equipment / device which demand high reliability, kindly contact our sales window correspondents.

APPLICABLE STANDARD				
RATING	OPERATING TEMPERATURE RANGE	-35 °C TO +105°C (NOTE1)	STORAGE TEMPERATURE RANGE	-10 °C TO +60°C (NOTE3)
	OPERATING HUMIDITY RANGE	20% TO 80% (NOTE2)	STORAGE HUMIDITY RANGE	40% TO 70% (NOTE3)
	APPLICABLE CONNECTOR	DF62B-3S-2.2C(##) DF62C-3S-2.2C(##)	VOLTAGE	AC/DC 250V
	UL-C-UL RATING 	VOLTAGE	250 V AC/DC	CURRENT
CURRENT		AWG 22 : 3A/pin AWG 24 : 2A/pin AWG 26-30 : 1A/pin		
	OPERATING TEMPERATURE RANGE	-35 °C TO +75°C (NOTE1)	APPLICABLE CONTACT	DF62-EP22PC* DF62-EP2428PC* DF62-EP30PC*

SPECIFICATIONS

ITEM	TEST METHOD	REQUIREMENTS	QT	AT
------	-------------	--------------	----	----


CONSTRUCTION				
GENERAL EXAMINATION	VISUALLY AND BY MEASURING INSTRUMENT.	ACCORDING TO DRAWING.	X	X
MARKING	CONFIRMED VISUALLY.		X	X

ELECTRIC CHARACTERISTICS				
CONTACT RESISTANCE	20mV MAX, 1mA (DC or 1000Hz).	30 mΩ MAX.	X	-
INSULATION RESISTANCE	500 V DC.	1000 MΩ MIN.	X	-
VOLTAGE PROOF	650 V AC FOR 1 min.	NO FLASHOVER OR BREAKDOWN.	X	-

MECHANICAL CHARACTERISTICS				
MECHANICAL OPERATION	30 TIMES INSERTION AND EXTRACTION.	①CONTACT RESISTANCE: 30 mΩ MAX. ②NO DAMAGE, CRACK OR LOOSENESS OF PARTS.	X	-
VIBRATION	FREQUENCY 10 TO 55 Hz, SINGLE AMPLITUDE 0.75 mm, AT 10 CYCLES FOR 3 DIRECTION.	①NO ELECTRICAL DISCONTINUITY OF 1 μs. ②NO DAMAGE, CRACK OR LOOSENESS OF PARTS.	X	-
SHOCK	490 m/s ² DURATION OF PULSE 11 ms AT 3 TIMES EACH FOR 3 BOTH AXIAL DIRECTIONS.	①NO ELECTRICAL DISCONTINUITY OF 1 μs. ②NO DAMAGE, CRACK OR LOOSENESS OF PARTS.	X	-

ENVIRONMENTAL CHARACTERISTICS				
DAMP HEAT (STEADY STATE)	EXPOSED AT 40 ± 2°C , 90 TO 95 % , 96 h. (AFTER LEAVING THE ROOM TEMPERATURE FOR 1~2h.)	①CONTACT RESISTANCE: 30 mΩ MAX. ②INSULATION RESISTANCE: 1000 MΩ MIN. ③NO DAMAGE, CRACK OR LOOSENESS OF PARTS.	X	-
RAPID CHANGE OF TEMPERATURE	TEMPERATURE -55°C → +85°C TIME 30min → 30min UNDER 5 CYCLES. (THE TRANSFERRING TIME OF THE TANK IS 2~3 min) (AFTER LEAVING THE ROOM TEMPERATURE FOR 1~2h.)	①CONTACT RESISTANCE: 30 mΩ MAX. ②INSULATION RESISTANCE: 1000 MΩ MIN. ③NO DAMAGE, CRACK OR LOOSENESS OF PARTS.	X	-



NOTE 1: INCLUDE THE TEMPERATURE RISING BY CURRENT.
NOTE2:NO CONDENSING
NOTE3:APPLY TO THE CONDITION OF LONG TERM STORAGE FOR UNUSED PRODUCTS BEFOR PCB ON BOARD, AFTER PCB ON BOARD, OPERATING TEMPERATURE AND HUMIDITTY RANGE IS APPLIED FOR INTERIM STRAGE DURING TRANSPORTATION.

	COUNT	DESCRIPTION OF REVISIONS	DESIGNED	CHECKED	DATE
	1	DIS-H-00019433	RI. GENDA	SZ. ONO	20231121
REMARKS			APPROVED	KI. AKIYAMA	20130704
			CHECKED	OM. MIYAMOTO	20130703
			DESIGNED	TH. YOSHIZAWA	20130703
			DRAWN	MI. SAKIMURA	20130627

Unless otherwise specified, refer to JIS C 5402.

Note QT:Qualification Test AT:Assurance Test X:Applicable Test

DRAWING NO. **ELC-351964-00-00**

	SPECIFICATION SHEET		PART NO.	DF62B-3EP-2.2C	
	HIROSE ELECTRIC CO., LTD.		CODE NO.	CL0544-0559-1-00	 1/1