

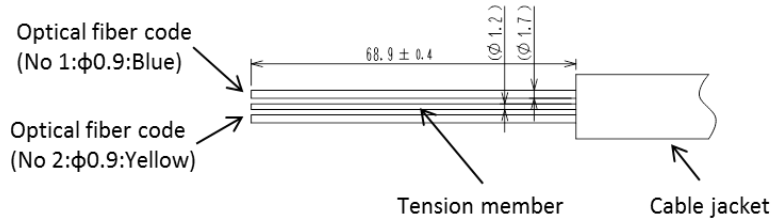
1.Scope

This technical specification states termination procedures of SW20-LCPT75-3*.

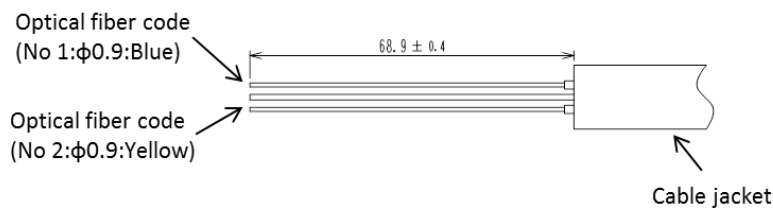
2.Termination procedures

2-1 Cable jacket strip

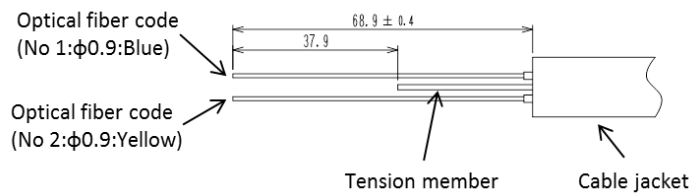
Cable jacket: 68.9 ± 0.4 mm (Cable jacket strip and cutting Tension member)



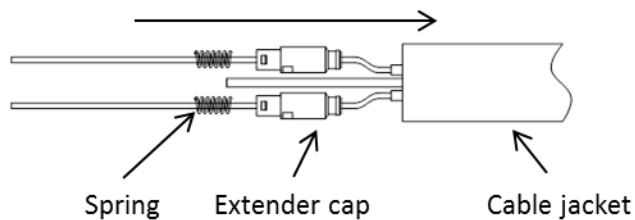
2-2 Fiber cord strip and Cutting Kevlar



2-3 Cutting Tension member

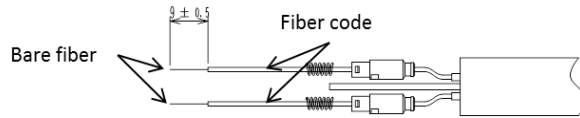


2-4 Insert Extender cap and Spring

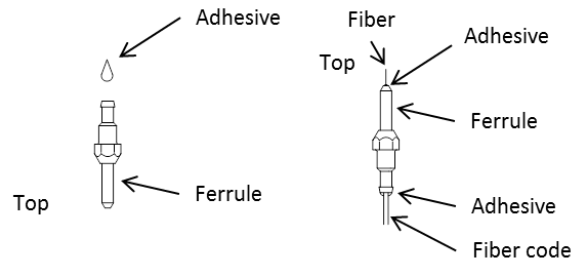


COUNT	DESCRIPTION OF REVISIONS	DESIGNED	CHECKED	DATE	
△	DIS-K-00001474	SI. MATSUMOTO	YY. HIYAMA	18. 04. 05	
TITLE					
SW20-LCPT75-3 assembly procedure					
APPROVED	MT. SHIBUTANI				17. 05. 19
CHECKED	FS. YOSHIDA				17. 05. 19
DESIGNED	TY. SATO	17. 05. 19			
WRITTEN	TY. SATO	17. 05. 19			
TECHICAL SPECIFICATION		ETAD-K0542-00		△ 1 / 5	

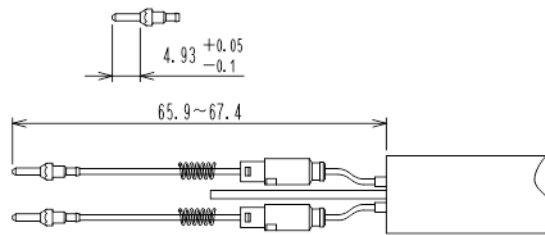
2-5 Strip Fiber code



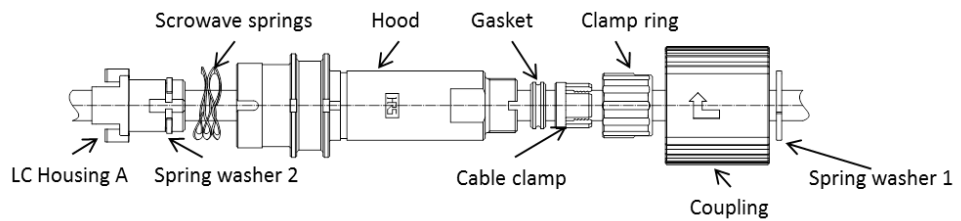
2-6 Adhesion of ferrule and Hardening of Ferrule



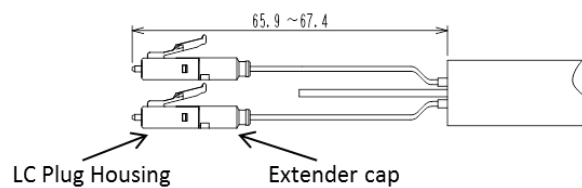
2-7 Polishing of Ferrule and Eccentricity adjustment of Ferrule



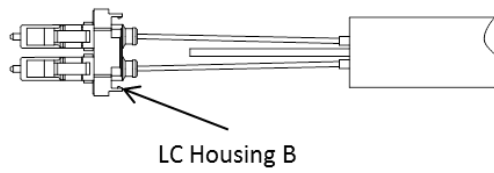
2-8 Insertion Parts



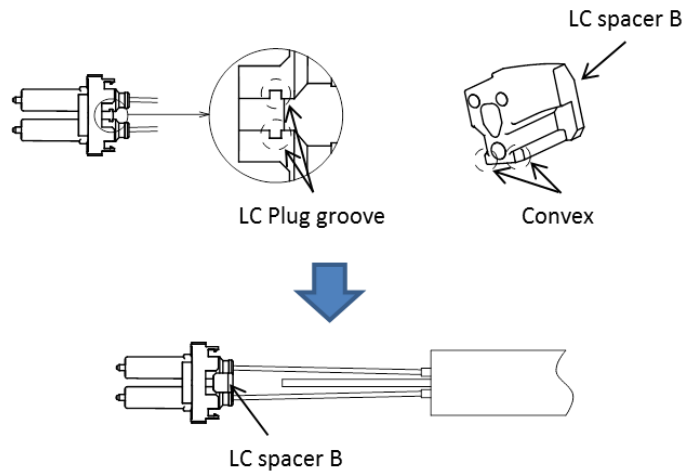
2-9 Attach LC Plug housing



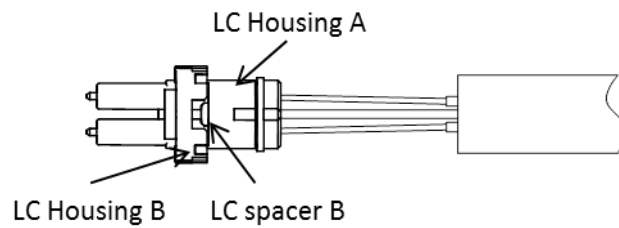
2-10 Attach LC Housing B



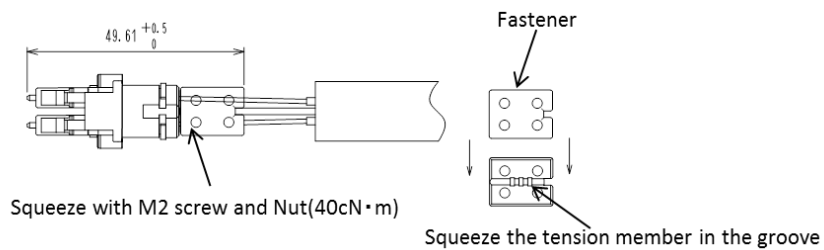
2-11 Attach LC Spacer B



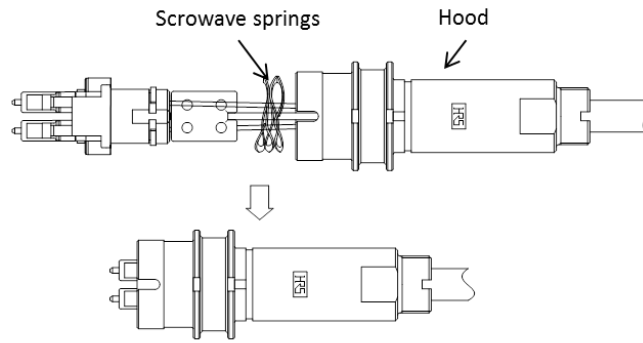
2-12 Attach LC Housing A



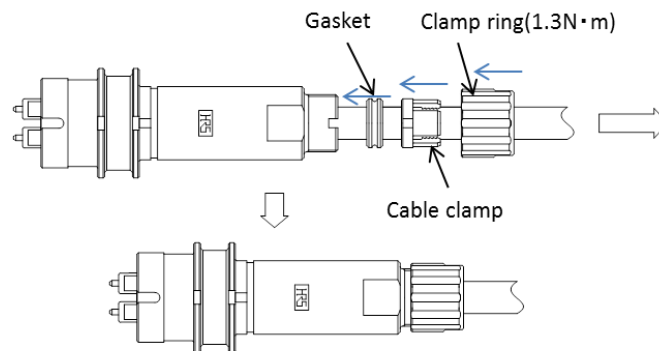
2-13 Fastener fixing



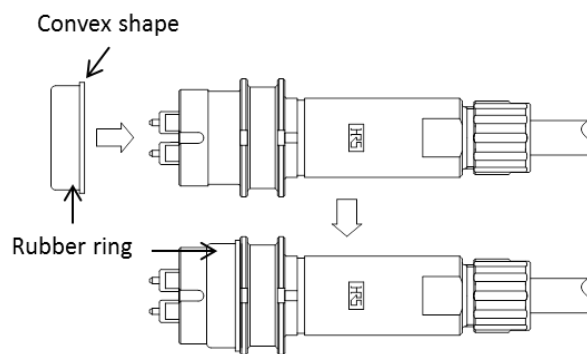
2.14 Attach Hood



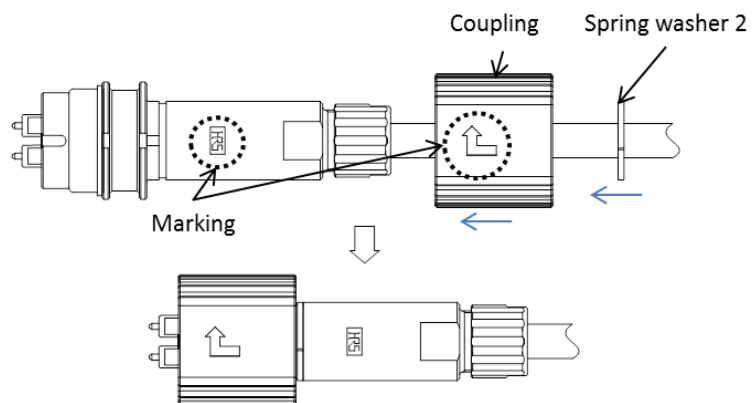
2.15 Attach Clamp ring



2.16 Attach Rubber ring



2.17 Attach Coupling



2.18 Attach Cap

